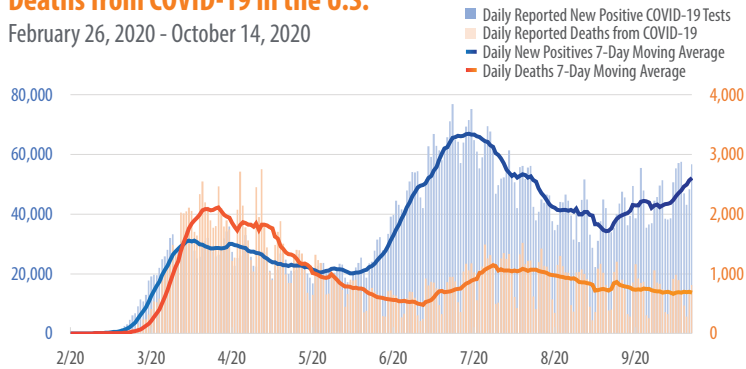


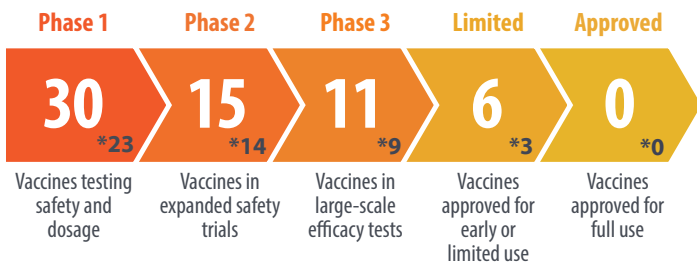
First Trust COVID-19 TRACKER

Daily Reported New Positive COVID-19 Tests vs. Daily Reported Deaths from COVID-19 in the U.S.

February 26, 2020 - October 14, 2020



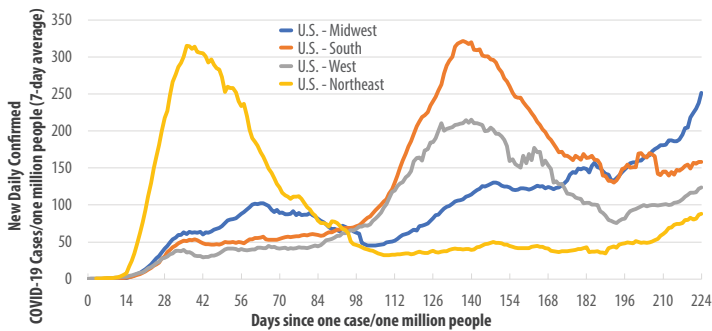
Source: Covidtracking.com



Source: The New York Times. Data as of October 14, 2020. (*as of September 2, 2020)

Daily Reported COVID-19 Cases by U.S. Regions, Normalized by Population

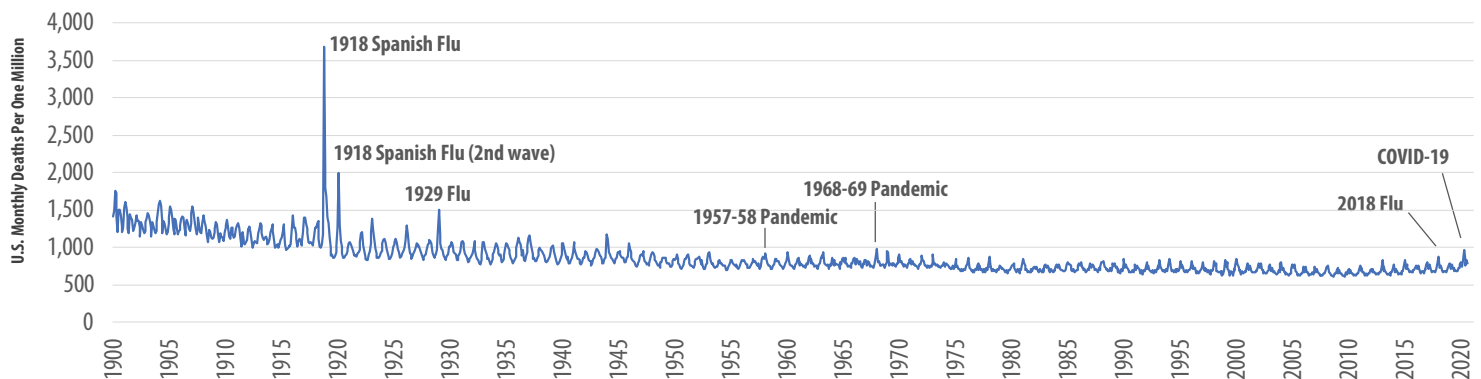
As of October 14, 2020



Sources: 91-DIVOC.com, Johns Hopkins University CSSE

The COVID-19 Pandemic in Context

January 1, 1900 - August 1, 2020

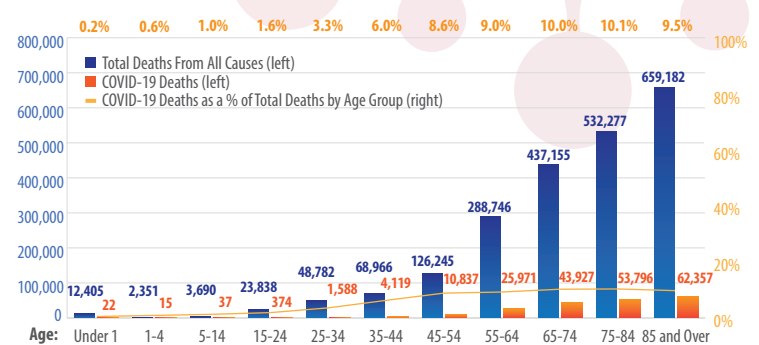


Sources: CDC.gov, U.S. Census Bureau

A recent Gallup poll found stark differences over attitudes about COVID-19, with **64% of Republican men and 54% of Republican women saying they are "ready to return to normal activities right now"** while only **5% of Democratic men and 3% of Democratic women felt the same.**¹

Total Deaths and COVID-19 Deaths in the U.S. by Age Group

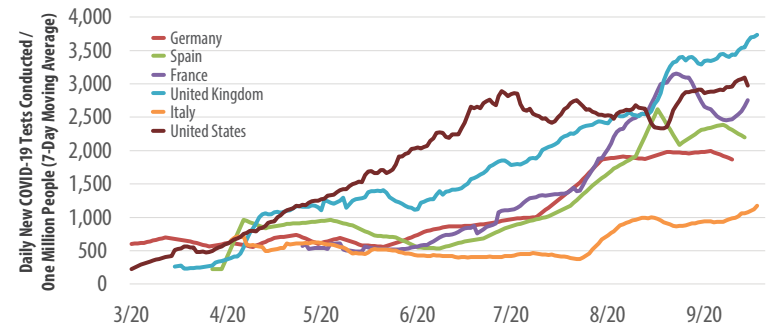
February 1, 2020 - October 10, 2020



Sources: CDC.gov, National Center for Health Statistics

COVID-19 Testing Around the World

March 25, 2020 - October 12, 2020



Source: OurWorldInData.org



San Francisco is on pace to suffer from more than 675 overdose deaths in 2020, a 53% increase from 2019's total of 441.² That would represent 234 additional overdose deaths, or nearly double the 123 COVID-19 related deaths in the city so far this year.³